

## Toledo Mobile Radio Association (TMRA - W8HHF) D-Star Registration Guide

### **BEFORE YOU REGISTER!**

You only have to register on the D-Star system *ONCE*. You do *NOT* need to register on every D-Star gateway/repeater you use. Even if you've not registered on the TMRA D-Star gateway, but you *HAVE* registered on another D-Star system, then you do *NOT* need to register again on the TMRA D-Star gateway.

So, are *you* registered?

First, check to see if you're already registered. Point your web browser at this URL (web address):

<https://wb1gof.dstargateway.org/cgi-bin/dstar-regcheck>

(The above link can be found on the TMRA website on the D-Star page, if you don't want to type it in)

You should see something similar to the following:



Type in your call sign into the *Callsign* field then click the *SUBMIT* button.

**CONTINUED ON NEXT PAGE...**

You should then see something similar to this:

The screenshot shows a Mozilla Firefox browser window titled "DStar-Repeater/Gateway WB1GOF - Mozilla Firef...". The address bar contains "dstargateway.org". The page content includes:

- Logos for "PART of WESTFORD" and "D-STAR".
- Section: "D-Star Gateway WB1GOF Registration Check"
- Form: "Callsign:" followed by an input field and a "SUBMIT" button.
- Section: "Registration Information:"
- Table:
 

Registr.Call	Registration Server	Date of Registration	IP-Address-Pool
KJ0EYT	K8BIG	2009-06-30 19:13:20	10.13.237.112-10.13.237.119
- Section: "Activated Terminal-IDs:"
- Table:
 

Device Call/ID	Registration Server	IP-Address	Last Heard	Repeater	Gateway
KJ0EYT	K8BIG	10.13.237.112	2011-07-25 15:28:07	W8HHF B	W8HHF
- Section: "Registration OK!"
- Status: hits since 02/13/2011  
Status: 2011/07/26 03:21 UTC  
Software-Rev.: 2010/09/22 (d15di)

If you see **Registration OK!** near the bottom, then you are already registered and you do not need to continue with these instructions.

If you do *NOT* see **Registration OK!** near the bottom, then you *DO* need to continue...

**CONTINUED ON NEXT PAGE...**

## REGISTRATION PROCESS (PART 1):

To register, first visit the TMRA website with your web browser:

<http://www.tmrahamradio.org>



 **The Toledo Mobile Radio Association**  
**A Ham Radio Organization**

NAV	<b>Interested? New Ham?</b>	<a href="#">How to Become a Ham!</a>   <a href="#">Helpful Info for Newer Hams</a>
	<b>Website:</b>	<a href="#">Home</a>   <a href="#">Calendar</a>   <a href="#">Mailing List</a>   <a href="#">Picture Gallery / Docs</a>
	<b>Club Info:</b>	<a href="#">Membership</a>   <a href="#">Officers</a>   <a href="#">History</a>   <a href="#">Service</a>   <a href="#">Contact Us!</a>
	<b>Events:</b>	<a href="#">Hamfest</a>   <a href="#">Field Day</a>   <a href="#">Classes / Education</a>   <a href="#">Swap N Shop</a>
	<b>Resources:</b>	<a href="#">D-Star</a>   <a href="#">Links</a>   <a href="#">Downloads</a>   <a href="#">On-Air Aids</a>

**W8HHF Repeaters (All 103.5PL): 147.270+ | 224.140- | 442.850+**  
**W8HHF D-Star: 442.750+**

Click on the **D-Star** link (as highlighted in red in the above image).

Next, in the **REGISTRATION** section, click on the **TMRA D-Star Gateway Registration Link**.



### TMRA D-Star Information

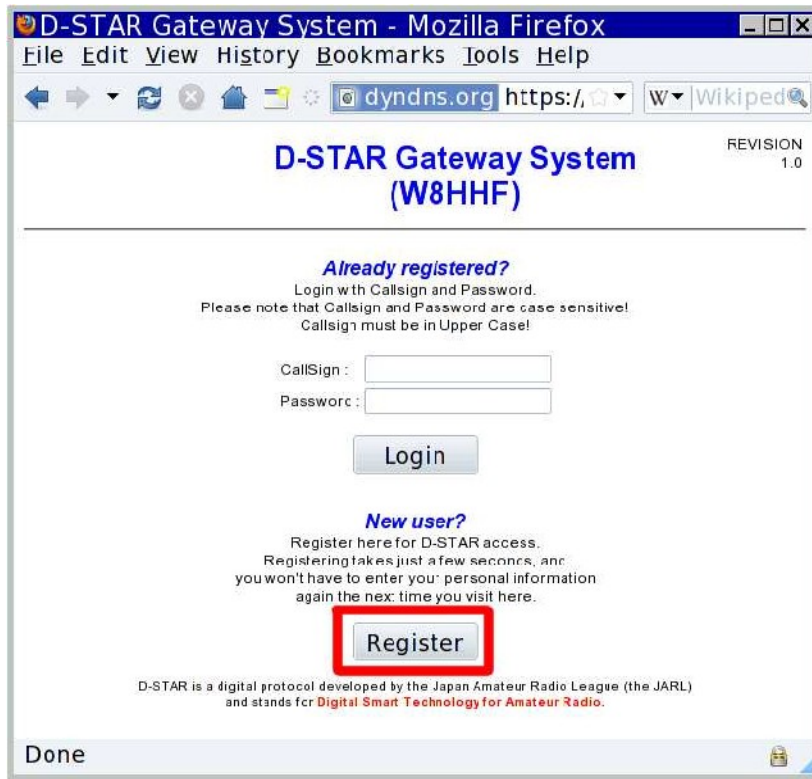
**REGISTRATION:**  
If you're not currently registered on the D-Star network, you must first register!

- To determine if you're registered on the D-Star network, please use [this link](#).
  - Type in your call sign and hit the *SUBMIT* button.
  - If it says *No Registration!* then you are *NOT* registered on the D-Star network!
  - If it says *Registration OK* then you *ARE* registered on the D-Star network and *DO NOT NEED* to register with our repeater.
- To register with the TMRA W8HHF D-Star gateway please follow [these instructions!](#)
  - [TMRA D-Star Gateway Registration Link](#)

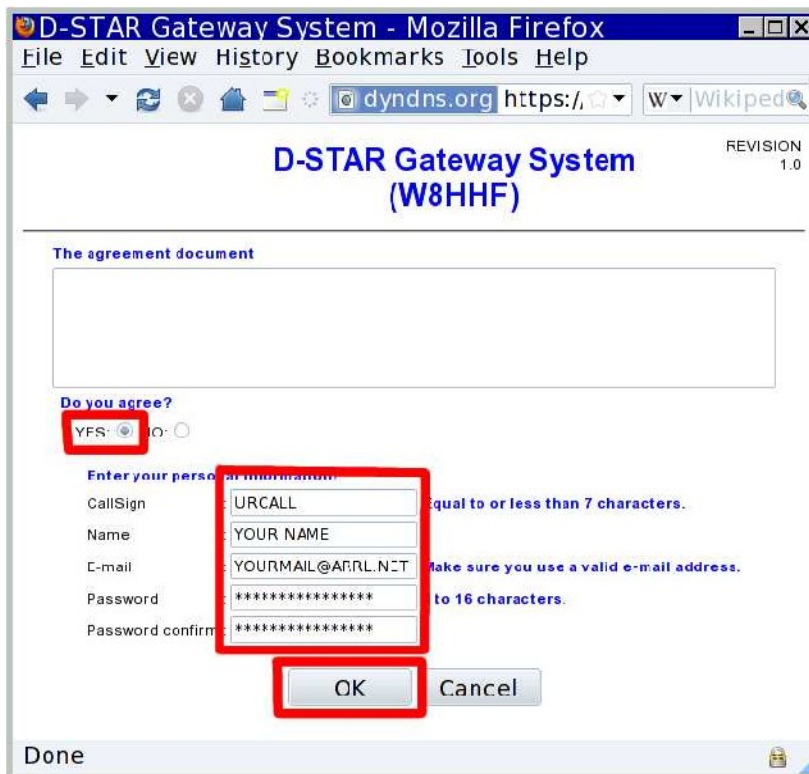
Upon clicking this link, you may get an error and/or warning from your web browser about a security certificate issue. In *Internet Explorer* you can click on the option similar to “*Continue to this site anyway*”. In *Firefox* and other browsers you may need to “*Make an Exception*” and/or accept the certificate.

**CONTINUED ON NEXT PAGE...**

You should now see the registration page. Click the Register button (as highlighted in red in the below image).



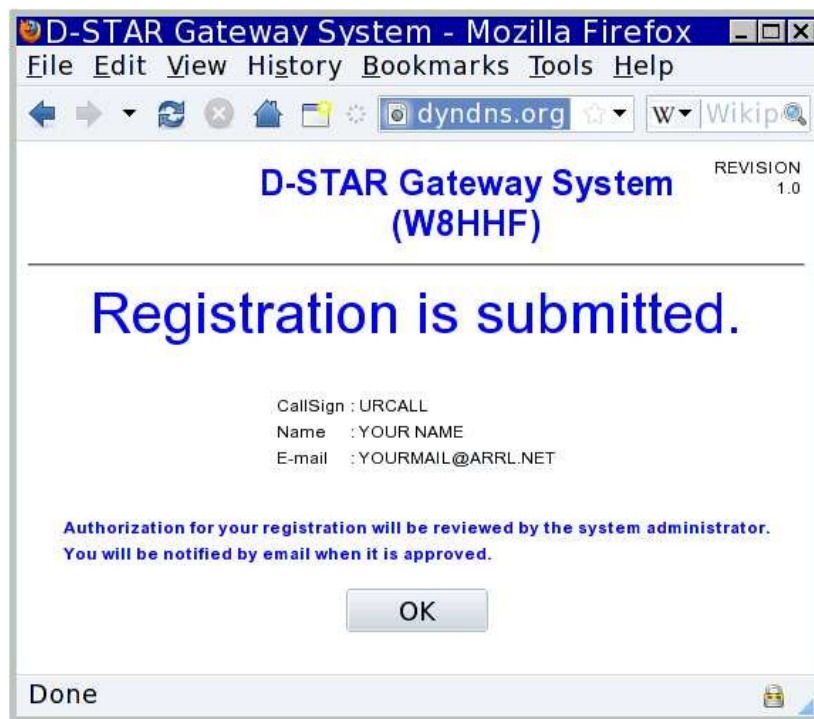
Next, you will see a screen asking for some information:



You MUST do the following:

- Click *YES* for *Do you agree?*
  - *If you do NOT click YES, you can not continue to register.*
- Enter your call sign into the *CallSign* field.
- Enter your real name into the *Name* field.
- Enter a valid e-mail address into the *E-mail* field.
  - This e-mail address will only be used for D-Star registration and D-Star contacting purposes.
  - If you do not enter a valid e-mail address the TMRA D-Star administrator will not be able to contact you to send you a notification that you've been approved.
- Create a password and enter it in both the *Password* and *Password confirm* fields.
  - You must remember this password. You will be required to log in again to complete your registration after you are approved by the TMRA D-Star administrator.
  - **If you forget your password you will not be able to complete your registration!**
- Click the **OK** button.

You will see an *Are you sure message*, click the *OK* button.



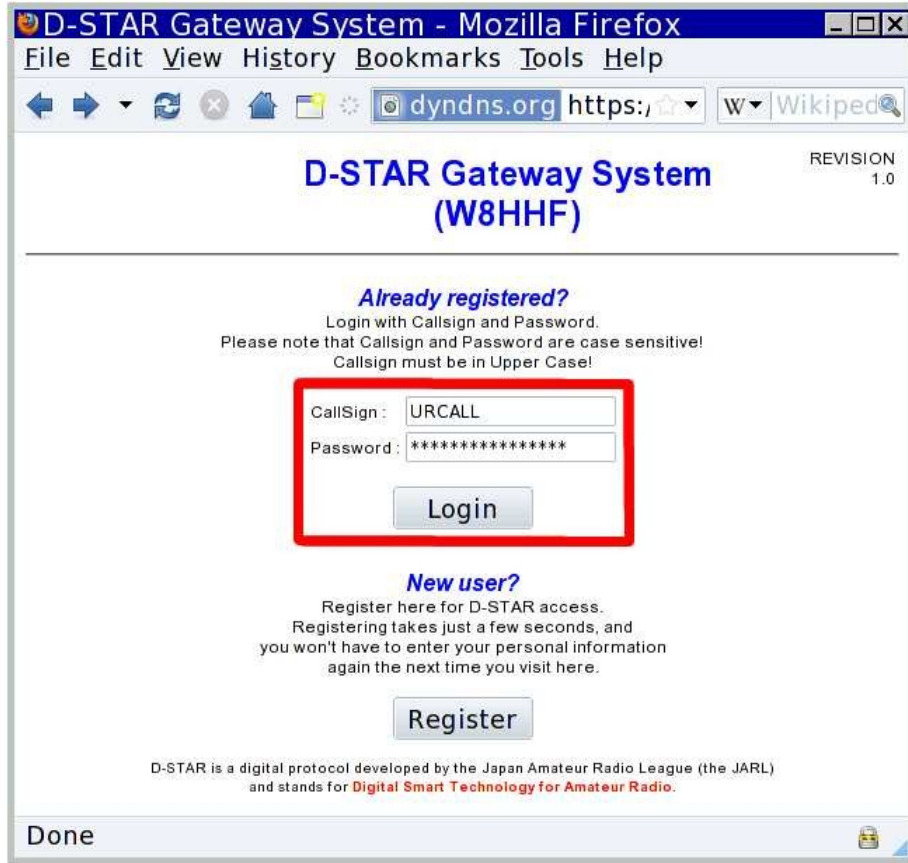
The first half of the registration is now complete. At this point you must now wait for the TMRA D-Star administrator to approve your registration. The TMRA D-Star administrator will contact you via e-mail to let you know the registration has been approved.

If a couple of days pass and you do not hear back about your registration, you may e-mail the TMRA D-Star administrator. Please include your call sign in the e-mail body!

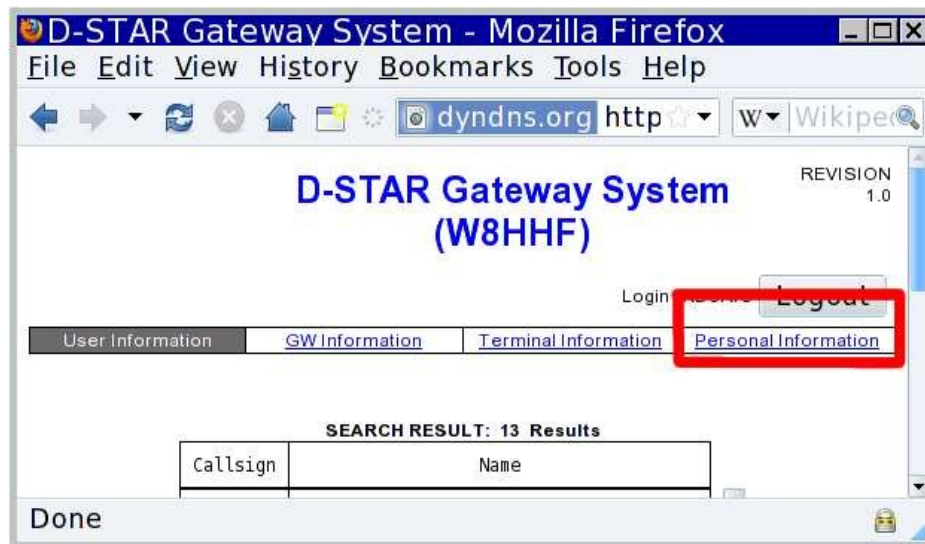
**[dstaradmin@tmrahamradio.org](mailto:dstaradmin@tmrahamradio.org)**

## **REGISTRATION PROCESS (PART 2):**

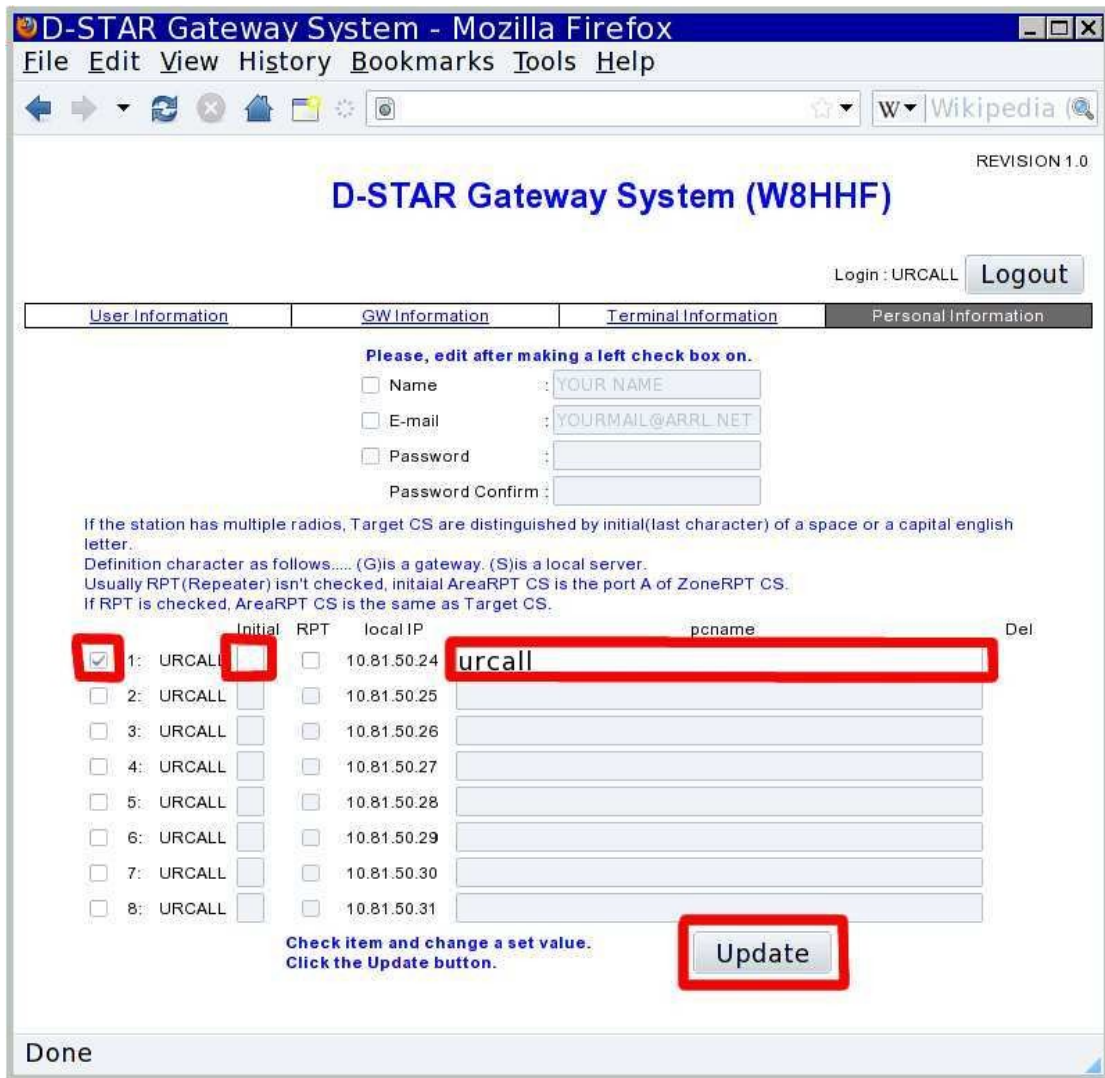
After (and *ONLY* after) you have received an e-mail from the TMRA D-Star administrator notifying you that your registration is approved, you can complete your registration. To do so, you must log back into the TMRA Gateway Registration server using the same link you clicked on in *Part 1* previously.



Next, click on the Personal Information link, directly under the *Logout* button.



Almost done! Now you should see the following screen:



You must do the following:

- Check the checkbox to the left of #1.
- Click in the *Initial* field, and press the *SPACE BAR* on your keyboard.
  - This step is very important. This step alone is the reason most people have issues registering. The TMRA did not design this system. We think this step could have been made much more friendly, but alas, it's not. Therefore, ensure that you click in the *Initial* field and press the *SPACE BAR* on your keyboard. This will create a space character in the *Initial* field.
- In the *pcname* field enter your call sign IN LOWER CASE!!!
  - Again, please be sure to follow these instructions properly. Enter your callsign into the *pcname* in **all lower case characters only!**
- Click the *Update* button.

You will see an *Are you sure message*, click the *OK* button.

If you followed these instructions properly and everything is OK, you will see a message stating *processing was completed*. This means you have completed the registration process and are now able to access the global D-Star network!!!

You may now log out of the system.

You can verify that your registration was completed successfully by following the instructions in the **BEFORE YOU REGISTER** section at the beginning of this document. Enter your call sign and hit *SUBMIT*. If everything worked correctly, you should see **Registration OK!** near the bottom of the page.

If you do *NOT* see **Registration OK!** near the bottom of the page then your registration is *NOT* complete! Wait two hours and check again. If it still does NOT read **Registration OK!** then follow **REGISTRATION PROCESS (PART 2)** of this document again.

**Remember!** Most registrations fail because you did not enter a space character in the *Initial* Field and/or entered your call sign in all lower case characters in the *pcname* field!!!

If you have followed these instructions and still encounter issues, you may contact the TMRA D-Star administration via e-mail:

[dstaradmin@tmrahamradio.org](mailto:dstaradmin@tmrahamradio.org)

**73 and enjoy the world of D-Star!!!**